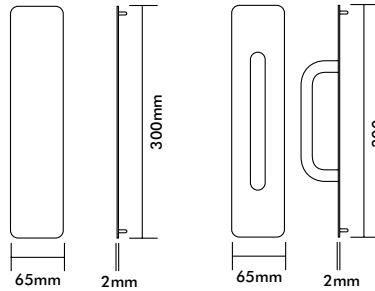




## Push Pull Plates

### Push/Pull Plates - A Series Radius Corner-Concealed Fix 300 x 65 x 2mm

Product Code	Description	Finish
A211C	Concealed Fix Pull Handle (150 x 16) on Plate	SSS/PSS
A26C	Concealed Fix Push Plate Note: PSS Manufactured to Order	SSS/PSS

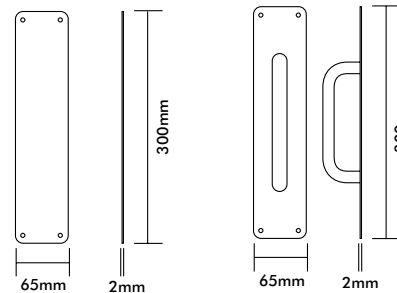


A26C

A211C

### Push/Pull Plates - A Series Radius Corner-Visible Fix 300 x 65 x 2mm

Product Code	Description	Finish
A211V	Visible Fix Pull Handle (150 x 16) on Plate	SSS/PSS
A26V	Visible Fix Push Plate Note: PSS Manufactured to Order	SSS/PSS

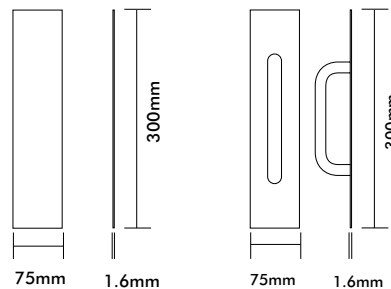


A26V

A211V

### Push/Pull Plates - B Series Square Corner-Concealed Fix 300 x 75 x 1.6mm

Product Code	Description	Finish
B213C	Concealed Fix Pull Handle (150 x 16) on Plate	SSS/PSS
B162C	Concealed Fix Push Plate Note: PSS Manufactured to Order	SSS/PSS



B162C

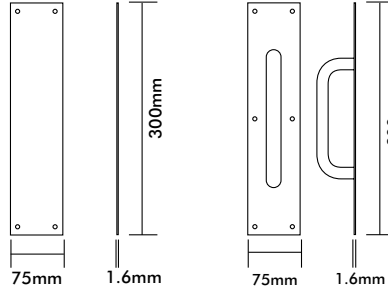
B213C



## Push Pull Plates

### Push/Pull Plates - B Series Square Corner-Visible Fix 300 x 75 x 1.6mm

Product Code	Description	Finish
B111V	Visible Fix Pull Handle (150 x 16) on Plate	SSS/PSS
B16V	Visible Fix Push Plate	SSS/PSS
B111B16V	Push Pull Set Visible Fix 150 x 16VF <small>Note: PSS Manufactured to Order</small>	SSS/PSS

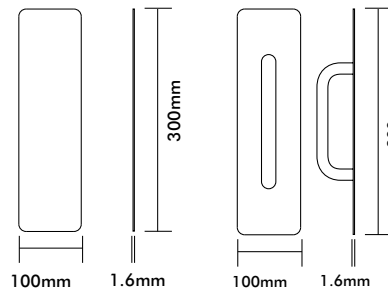


B16V

B111V

### Push/Pull Plates - C Series Radius Corner-Concealed Fix 300 x 100 x 1.6mm

Product Code	Description	Finish
C211C	Concealed Fix Pull Handle (150 x 16) on Plate	SSS/PSS
C26C	Concealed Fix Push Plate <small>Note: PSS Manufactured to Order</small>	SSS/PSS

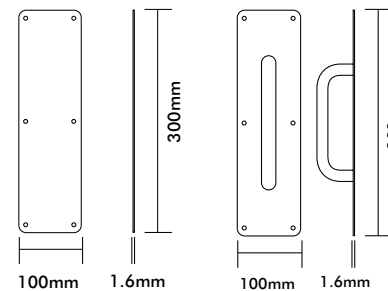


C26C

C211C

### Push/Pull Plates - C Series Radius Corner-Visible Fix 300 x 100 x 1.6mm

Product Code	Description	Finish
C211V	Visible Fix Pull Handle (150 x 16) on Plate	SSS/PSS
C26V	Visible Fix Push Plate <small>Note: PSS Manufactured to Order</small>	SSS/PSS



C26V

C211V